

Overview of the Block It! Game

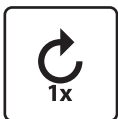


The aim of the Game


To be the first to place all your blocks on the board.

The Game Play


- first every player chooses a colour
- the youngest player may start the game by rolling the special dice
- you roll the special dice on turns clockwise and you are able to do one of the following actions, depending on the throw:



Turn a card to the right by a quarter.
You can pick any card you like!



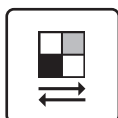
Turn a card to the left by a quarter.



Turn a card to the right by a half
or turn two cards to the right by a quarter.



Turn a card to the left by a half
or turn two cards to the left by a quarter.



Swap two cards without turning them.



Take a block of your choice from the board. Now you may roll the dice again and follow the instruction. Rolling the Anti-Block twice is deadly: your turn ends and you cannot take another block from the board.

Placing a block

As soon as you have formed a square in your colour, you may place one of your blocks in the middle of the square. The four cards on which the block is placed are blocked from now on (until the Anti-Block).

Ending the Game

2 players: the winner has placed three blocks on the board.

3-4 players: the winner has placed two blocks on the board.